

ELECTRONIC PROTECTION DEVICE FOR PUMP



Construction

Electronic device for pumps protection, the device stops the pump in case of dry running and motor overcurrent.

Electrical connection

- To pump motor cable (Schuko plug built-in)
- To electric line socket (Schuko plug built-in)

Applications

For protection of the pump:

- The device protect the pump:**
- against dry running;
 - against overcurrent.

Operating conditions

Maximum ambient temperature max 55 °C.


Single-phase mains voltage: 230 V ±10%.

Frequency: 50 - 60 Hz.

Protection IP 65.


Pump motor current Minimum 3 A - Maximum 8 A.

Control Panel




Operation




 Green Led on = Device energised



 Yellow Led on = Pump running



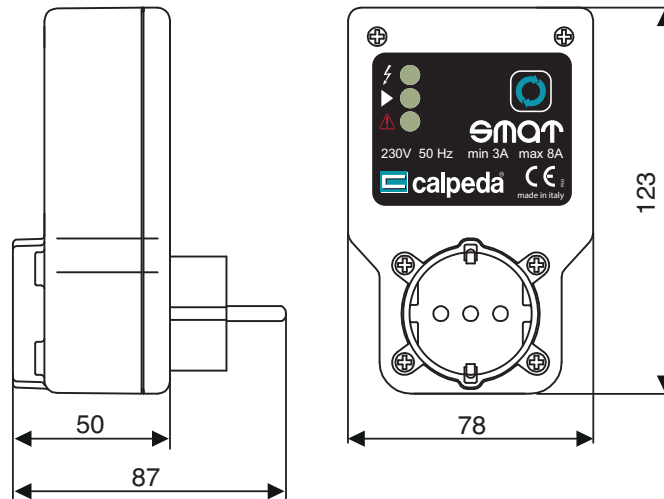
 Blinking red Led = Water shortage
Red Led on = Power surge



RESTART button =
- Acquisition motor data
- Reset after fault

ELECTRONIC PROTECTION DEVICE FOR PUMP

Dimensions and weights



Example of installation

In order to operate, the electrical power supply of the pump must be connected to the mains.

For this reason the power supply plug of the pump must be inserted in the socket of the device which is in turn connected to the power point (see Figure).

In case of a water shortage on suction, the device will stop the pump and protect it against dry running.

This malfunctioning is indicated with the red "Failure" Led lit up.

In case of the current absorption exceeding 8 amperes, the device will stop the pump motor and protect it against over-current.

This malfunctioning is indicated with the red "Failure" Led lit up.

To restore normal operation to the device and the system simply press the red "Restart" button.

In case of a blackout, it will automatically rearm again several seconds after the electricity returns.

